


# Getting Started with the Patient Portal Mobile App

in five easy steps.

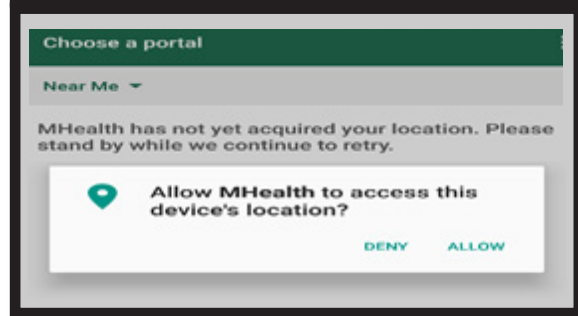
1

- Search Meditech mHealth app on either the Google Play or the Apple App Store.



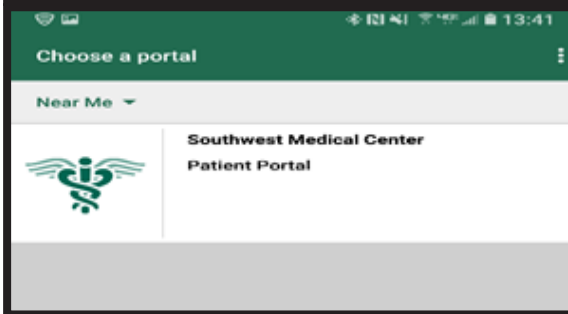
2

- Install app. When prompted, grant access to the device's location.



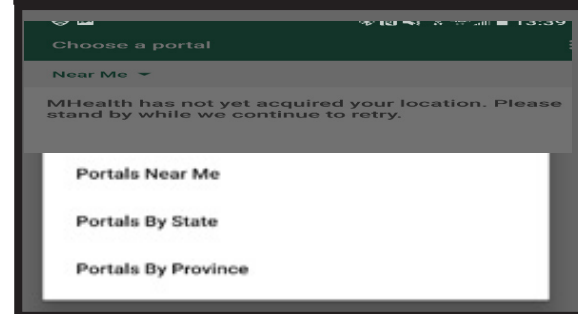
3

- You will be directed to portals near me, select Southwest Medical Center.



4

- If you do not allow access to location, tab the near me arrow. You can then search portals by state. Select Kansas, then SWMC.



5

- You will now be directed to the log in screen. Enter your pre-established username and password.

